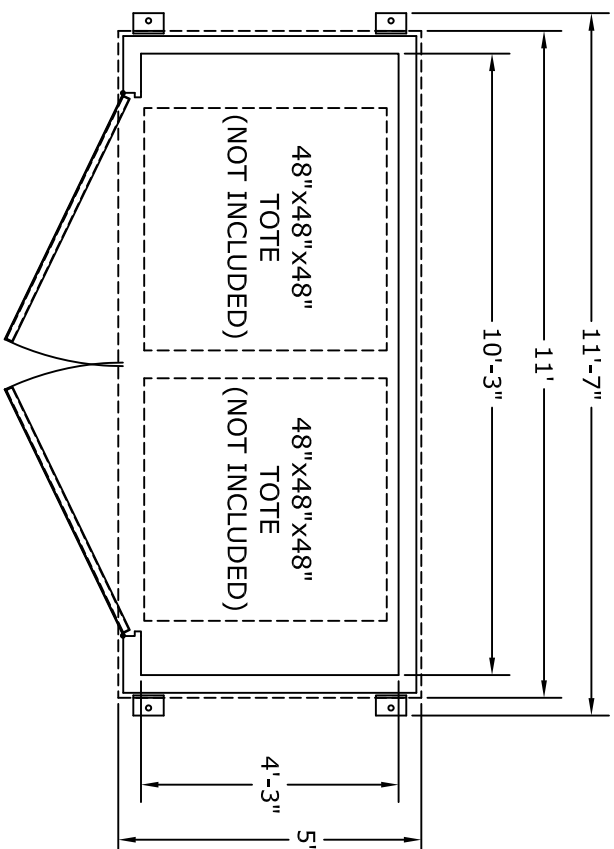


LEGEND

- DOT- DEPARTMENT OF TRANSPORTATION FLIP CHART PLACARD (1)
- NF- NATIONAL FIRE PROTECTION ASSOCIATION 704 SIGN (1)
- HDA- HOLD DOWN ANGLE (QTY 4)
- S-12" SUMP (394 GAL CAPACITY)
- SGC- STATIC GROUND CONNECTOR
- NV- NATURAL VENTILATION WITH RAIN LOUVRE (2)
- FP- FORKLIFT POCKETS
- D- DOOR 108"W X 74"H, 3 POINT LOCK (1)
- F- FLOOR: GALVANIZED STEEL GRATING
- BC- BUILDING COLOR: BLEACHED BONE U.N.O



**STORAGE/DISPENSING OF CLASS 1A AND DISPENSING OF CLASS 1B FLAMMABLE LIQUIDS PROHIBITED.**

**GENERAL NOTES:**

- 1) WALL CONSTRUCTION: NON-COMBUSTIBLE
- 2) BUILDING WEIGHT: 3,183 lb

**ESTIMATED SHIPPING DIMENSIONS:**

LENGTH = 11'-8"  
DEPTH = 5'-4"  
HEIGHT = 8'-5"

**GENERAL NOTES:**  
1- ALL MATERIAL AND WORKMANSHIP SHALL CONFORM WITH THE REQUIREMENTS OF THE LATEST REVISION OF THE UBC, IBC, AND STATE BUILDING CODES. DESIGN ACCORDING TO AISC, ASD, AND WITH ANSI/ASCE 7.  
2- NO LOADS OTHER THAN THOSE GIVEN UNDER "DESIGN DATA" BELOW SHALL BE IMPOSED ON THE STRUCTURE.  
DESIGN DATA (MATERIALS)  
STRUCTURAL QUALITY ASTM SPECIFICATION A36 E870S WELDING WIRE  
DESIGN DATA IN ACCORDANCE WITH ANSI/ASCE 7:

MINIMUM ROOF LIVE LOAD (PSF) = 40  
Pg. GROUND SNOW LOAD (PSF) = 40  
V.1. WIND VELOCITY (MPH) = 90  
SEISMIC DESIGN CATEGORY : C

**SUGGESTED FOUNDATION NOTES:**

THE FOUNDATION DRAWING IS A SUGGESTION ONLY. CHANGES MAY BE NECESSARY DUE TO LOCAL BUILDING REGULATIONS AND SITE CONDITIONS.  
1- THE PAD PERIMETER SHOULD BE AT LEAST 24" LARGER THAN THE BUILDING, BOTH IN LENGTH AND WIDTH.  
2- THE FOUNDATION SHOULD BE FORMED ON NATURAL UNDISTURBED SOIL CAPABLE OF SUSTAINING 2,000 PSF.  
3- GRANULAR BASED GRAVEL OR CRUSHED STONE SHOULD BE COMPACTED TO A DEPTH OF 4". THE SLAB SHOULD CONSIST OF 8" THICK 2,000 PSI CONCRETE.  
4- FINISH SURFACE SHOULD BE LEVEL, AND THEN INSTALL 1" X 8" ANCHOR BOLTS INTO THE TIE DOWNS ATTACHED TO THE BUILDING CORNERS.

ALL DIMENSIONS SHOWN ON THIS PRINT ARE FOR YOUR REFERENCE. TOLERANCES ARE ±1" UNLESS OTHERWISE NOTED.

DATE: 03/16/18

DRAWN BY: JAD

**CUSTOMER**

ADDRESS LINE 1  
ADDRESS LINE 2

MODEL NO. TS2 (DL10)

QUOTE NO. -

ORDER NO. -

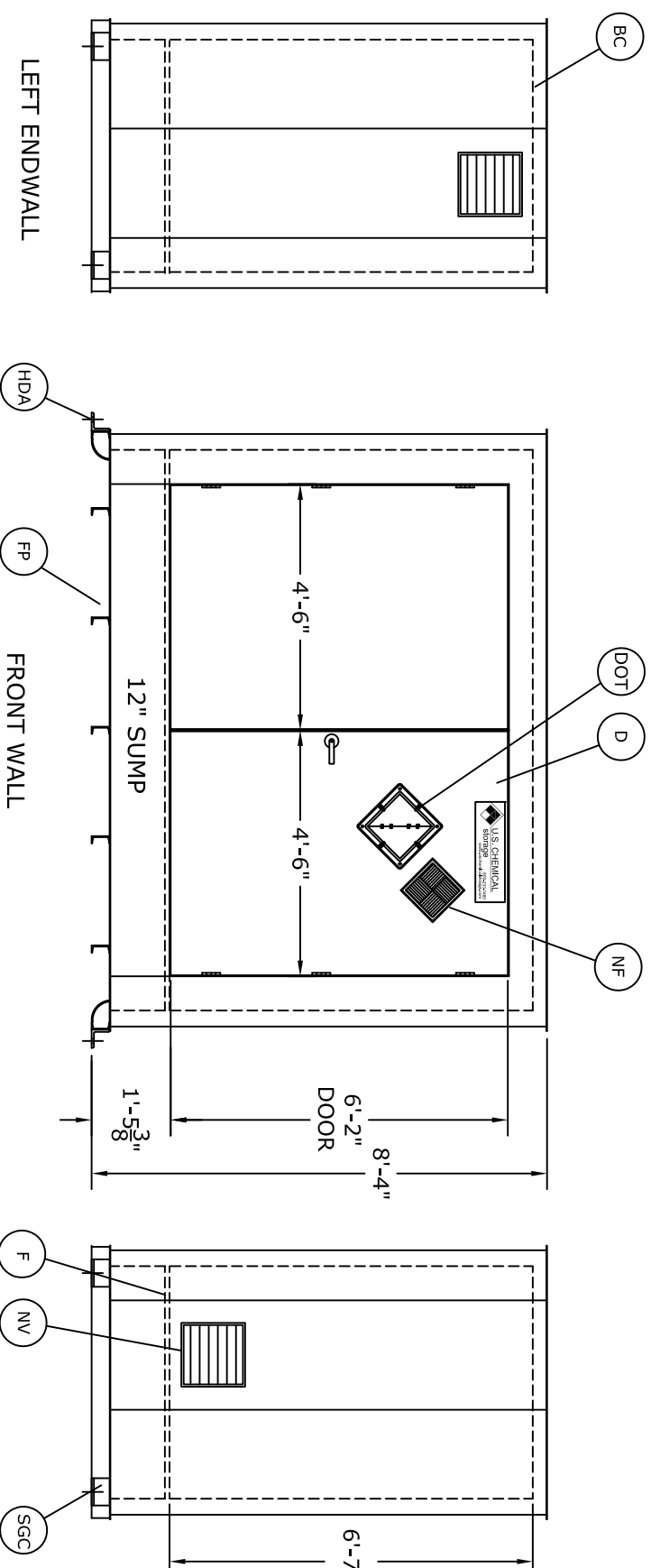
**APPROVAL PRINT**

THIS PRINT IS CONFIRMATION OF YOUR ORDER AND ILLUSTRATES THE APPROXIMATE LOCATION OF FACTORY INSTALLED OPTIONS. CUSTOMER APPROVAL IS REQUIRED BEFORE MANUFACTURING CAN BEGIN. ANY CHANGES MADE AFTER CUSTOMER APPROVAL MAY INCUR EXTRA CHARGES AND DELAY ESTIMATED DELIVERY.

SIGNATURE \_\_\_\_\_ DATE \_\_\_\_\_

ESTIMATED SITE READY DATE \_\_\_\_\_

Customer Please Sign And Date




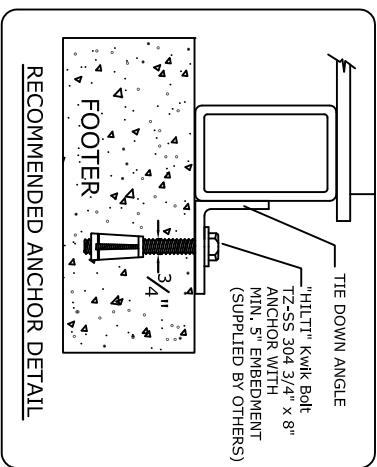
**RIGHT ENDWALL**

F NV SGC

HDA FP

LEFT ENDWALL

BC



**U.S. CHEMICAL STORAGE**

**MANUFACTURING FACILITY**  
1806 River Street, Hwy. 268 W.  
Wilkesboro, NC 28697  
PHONE: (800) 233-1480  
FAX: (800) 838-0045

Customer is responsible to check with appropriate agencies to determine if any third party or local approvals are necessary. Customer is responsible to determine the classification and set back of the storage building depending on the type and quantity of the chemicals being stored. Local Agency may require additional equipment to be added to this unit after their plan review process. Additional equipment is not included in the quotation.